

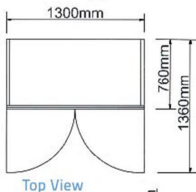
# DUAL UPRIGHT CHILLER/FREEZER

- Blower System
- Magnetic Solid Door

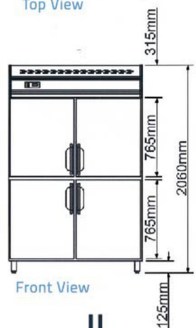


BS DU2F2C/C

4 Door



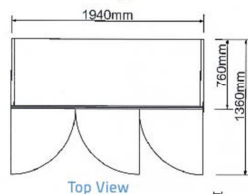
Top View



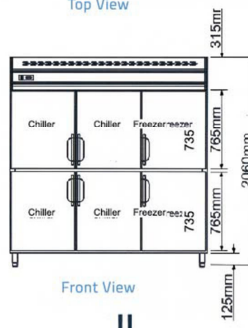
Front View

BS DU4C2F/C

6 Door



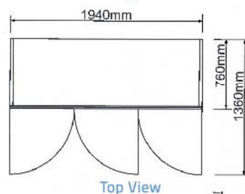
Top View



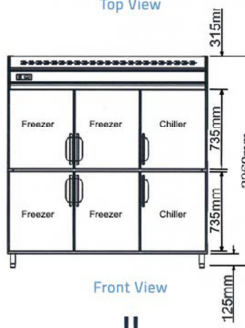
Front View

BS DU4F2C/C

6 Door



Top View



Front View

## HIGHLIGHTS

### High-density Cyclo-isopentane Polyurethane

insulated body saves energy.

### Insulated partition between

left freezer and right chiller compartment ensures temperature integrity of each product zone.

### Automatic defrost system

saves energy consumption and provide shortest possible defrost cycle.

### Minimum wattage heater for body

to avoid condensation at lowest energy rate.

### Large cooling coil heater,

saves energy with short defrost cycle.

### Refrigeration sytem protected from corrosion

by urethane-treated evaporator coil.

### Blower system (assisted with fan)

will ensure homogenous coolness in the storage space.

### Magnetic and robust stainless steel door.

Offer a higher tensile strength, which means fewer dents and scratches.

### Environmentally friendly refrigerant

(CFC and HCFC Free) R134a and R404a.

### Effective counter - balanced weight system self

closing door provides smooth, even, positive closure.

### 127 ~ 152mm adjustable stainless steel legs

or 100mm castor wheel.

### 4 tier removable and adjustable shelves.

### Self contained system

no plumbing required.

### Tested at ambient temperature of 38°C,

with no load.

## TABLE INFO



		4 DOOR	6 DOOR	6 DOOR
MODEL		BS DU2F2C/C	BS DU4C2F/C	BS DU4F2C/C
Temperature°C (celsius)	- Chiller - Freezer	+2 to +8 -10 to -18	+2 to +8 -10 to -18	+2 to +8 -10 to -18
External Dimension (mm)		1300 x 760 x 2060	1940 x 760 x 2060	1940 x 760 x 2060
Internal Dimension (mm)	- Chiller - Freezer	540 x 640 x 1460 540 x 640 x 1460	1180 x 640 x 1460 540 x 640 x 1460	540 x 640 x 1460 1180 x 640 x 1460
Gross Volume (Litres)	- Chiller - Freezer	504 504	1103 504	504 1103
Voltage/ Frequency (V/ Hz)		230V/1/50Hz 220V/1/60Hz	230V/1/50Hz 220V/1/60Hz	230V/1/50Hz 220V/1/60Hz
Weight (kgs)		182	250	266
Compressor	- Chiller - Freezer	1/4Hp 1/2Hp	2/5Hp 1/2Hp	1/4Hp 3/4Hp
Wattage (W)		1188 - 1312	1283 - 1417	1378 - 1522
Ampere (A)		7.0 - 7.8	8.2 - 9.0	7.6 - 8.4
Energy Consumption (kw/ 24h)		19.5 - 21.5	20.9 - 23.1	25.6 - 28.4
Refrigerant/ Grams	- Chiller - Freezer	R134a / 280g R404a / 570g	R134a / 280g R404a / 570g	R134a / 280g R404a / 570g
Defrost System		Forced Air Circulation / Electric Heater	Forced Air Circulation / Electric Heater	Forced Air Circulation / Electric Heater
Temperature Control		Digital	Digital	Digital
Shelves (Pvc)		8	12	12
Number Of Clips		32	48	48
Unit For 20ft Container		11	7	7
Unit For 40ft Container		23	15	15

\*Note:-  
Option : CW - Castor Wheel / BF - Bullet Feet

As product improvement is an on going process, we reserve the right to change specifications or design without notice.