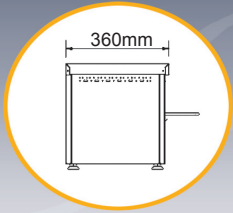
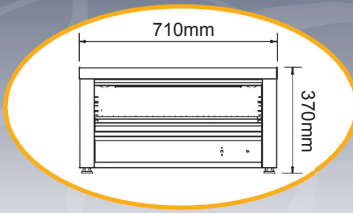


Stainless Steel Electrical Salamanda



Side View



Front View

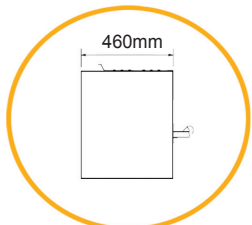


E-SALA 11

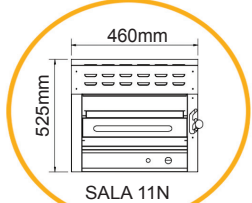
- Stainless steel construction
- Large capacity griller and warmer.
- Top element with thermostat controls to adjust the intensity of heat.
- Removable oil drips pan for easy cleaning
- Pilot light to indicate element is on.
- Ideal for heating, baking and gratinating, cooking pizza, sandwiches, cake and etc.
- Equipped with a chromed plated heavy duty rack, with 3 shelf position.
- Rack equipped with positive safety stop for pull out position.
- Can be wall mounted. (wall brackets not inclusive)

| Model | Product Dimension (L x W x H) (mm) | Packing Dimension (L x W x H) (mm) | Rated Voltage (V) | Rated Wattage (W) | Frequency (Hz) | Weight (kg) | Rack Area (m ²) | Packing Volume (m ³) |
|-----------|------------------------------------|------------------------------------|-------------------|-------------------|----------------|-------------|-----------------------------|----------------------------------|
| E-SALA 11 | 710 x 360 x 370 | 750 x 450 x 490 | 220~240 | 3000 | 50 / 60 | 18 | 0.26 | 0.165 |

Stainless Steel Gas Salamanda



Side View



SALA 11N

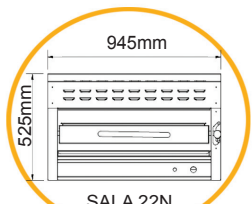
Front View



SALA 11N



SALA 22N



SALA 22N

Front View

- Stainless steel front and sides
- Gas-fired infra-red burner provides instant, even heating.
- Adjustable gas valves and continuous pilot for instant ignition.
- Equipped with a chrome plated heavy duty rack, with 3 shelf position, rolls out a full 260mm for easy loading and unloading.
- Full width drip pan can be easily removed for cleaning.
- Can be wall mounted. (wall brackets not inclusive)

| Model | Product Dimension (L x W x H) (mm) | Packing Dimension (L x W x H) (mm) | No. Of Burner | Weight (kg) | Gas Consumption (Btu / Hr) | Rack Area (m ²) | Packing Volume (m ³) |
|----------|------------------------------------|------------------------------------|---------------|-------------|----------------------------|-----------------------------|----------------------------------|
| SALA 11N | 640 x 460 x 525 | 700 x 650 x 600 | 1 | 40 | 22000 | 0.15 | 0.273 |
| SALA 22N | 945 x 460 x 525 | 1000 x 650 x 600 | 1 | 53 | 38500 | 0.24 | 0.39 |